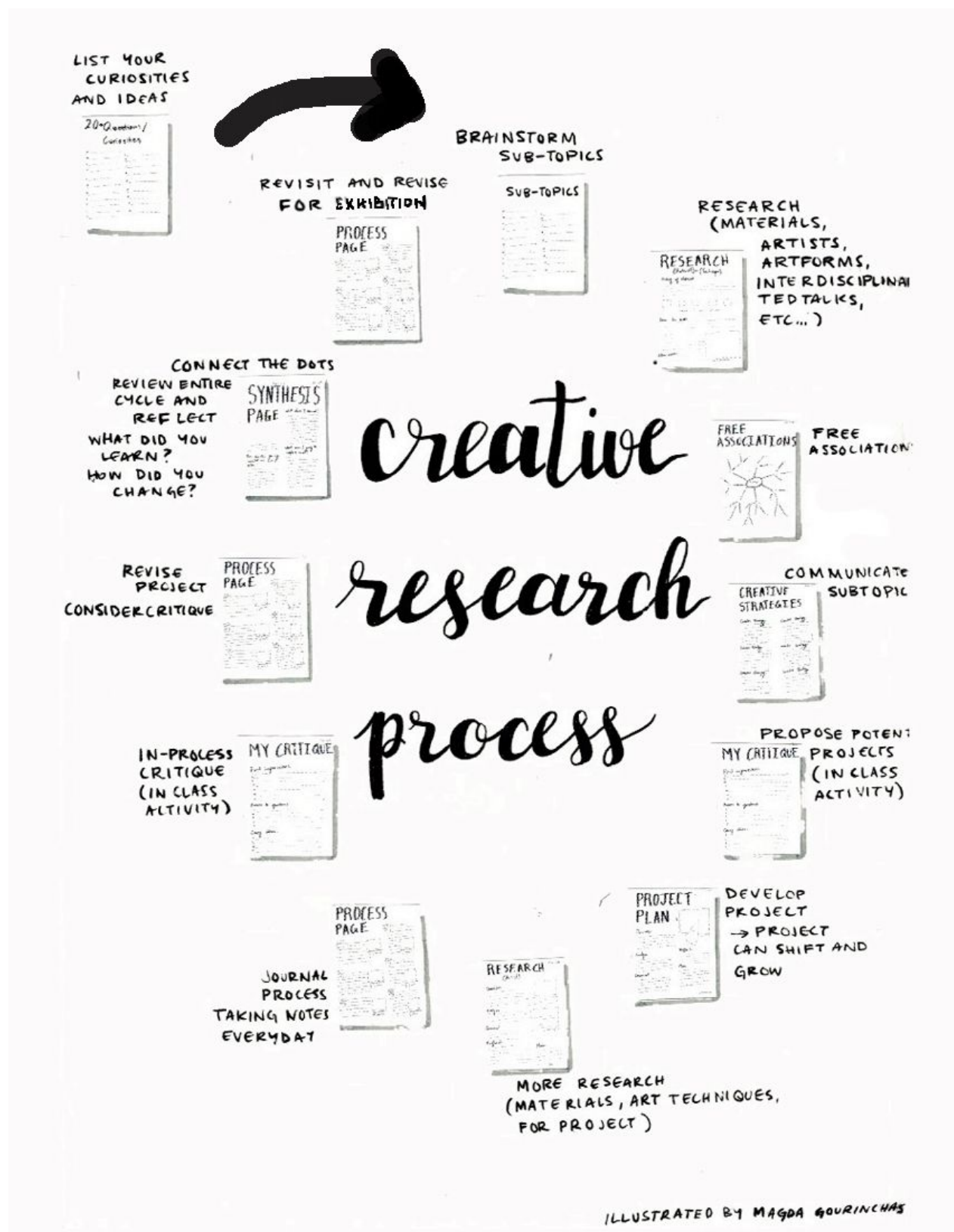


# Creative Research Process

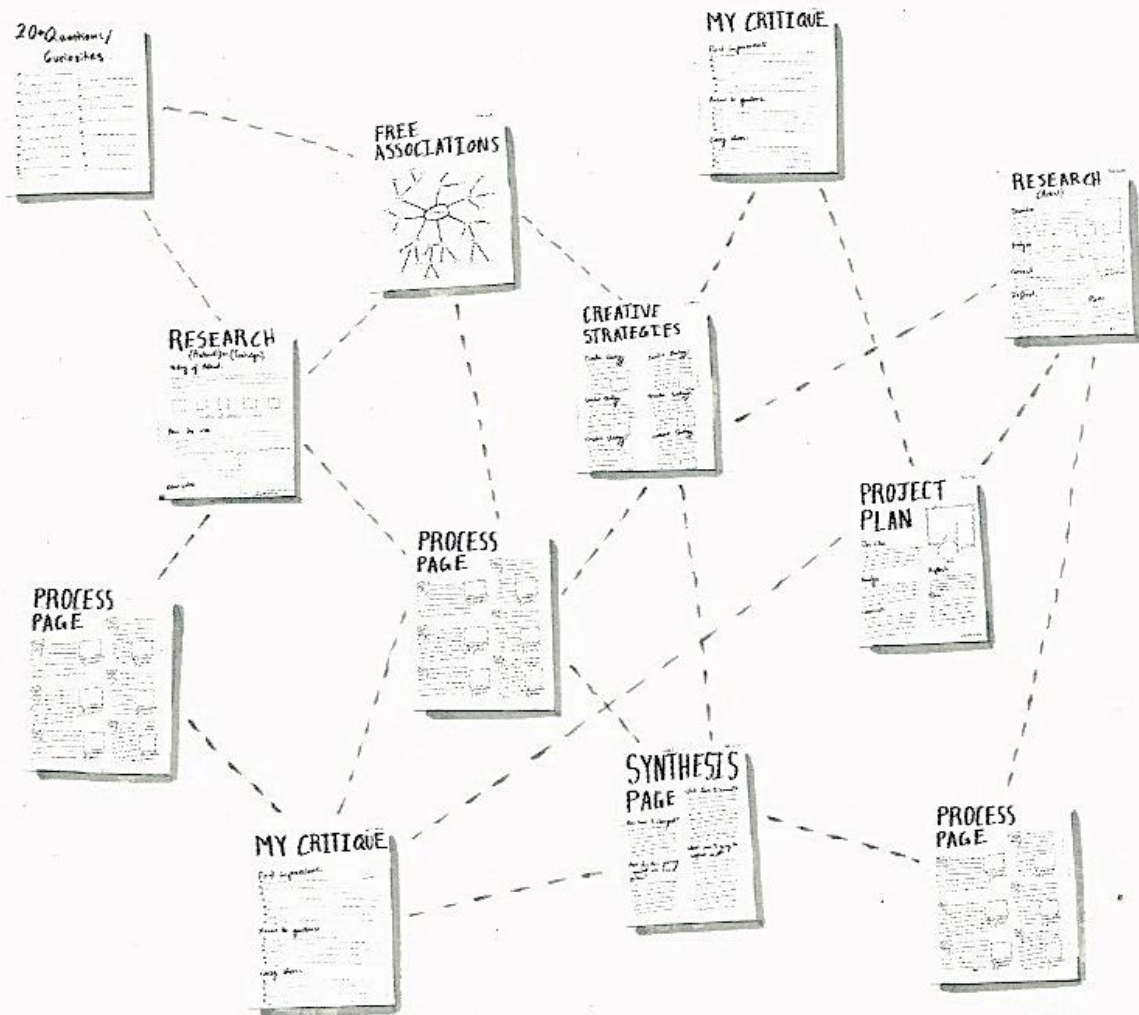
## Student Guide



ILLUSTRATED BY MAGDA GOURINCHAS

Always iterative, but often non-linear for advanced learners

# CREATIVE RESEARCH EVOLVED



\*RESEARCH CYCLE IS TAUGHT STEP BY STEP,  
BUT AS ARTISTS BECOME MORE ADEPT,  
THEY ALTER, ADJUST, AND ADD TO THE  
STEPS, RE-ORDER, DEVSING THEIR  
OWN PROCESS

ILLUSTRATED BY MAGDA GOURINCHAS


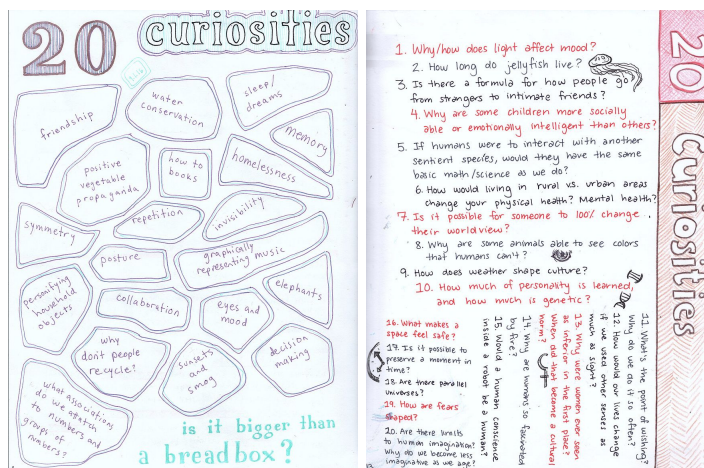
# Curiosities Page

## What is a curiosities page?

A curiosities page is where you list every possible topic that interests you. It a visual representation of what you want centralize you art around. This page helps you narrow down your interests.

## Objectives

- Brainstorming ideas for research on an area of focus
- Can be used for investigations or individual projects
- Students will develop a deeper understanding of their interests



## Guiding Questions

- What interests you?
- What confuses you?
- What inspires you?
- What do you think about a lot?
- What might you not get tired of?

## Sentence Frames

- I am interested in \_\_\_\_\_.
- My favorite subject in school is \_\_\_\_\_, and I like how \_\_\_\_\_ challenges me.
- A political issue important to me is \_\_\_\_\_.
- I am curious about \_\_\_\_\_.
- An issue I want to solve is \_\_\_\_\_.

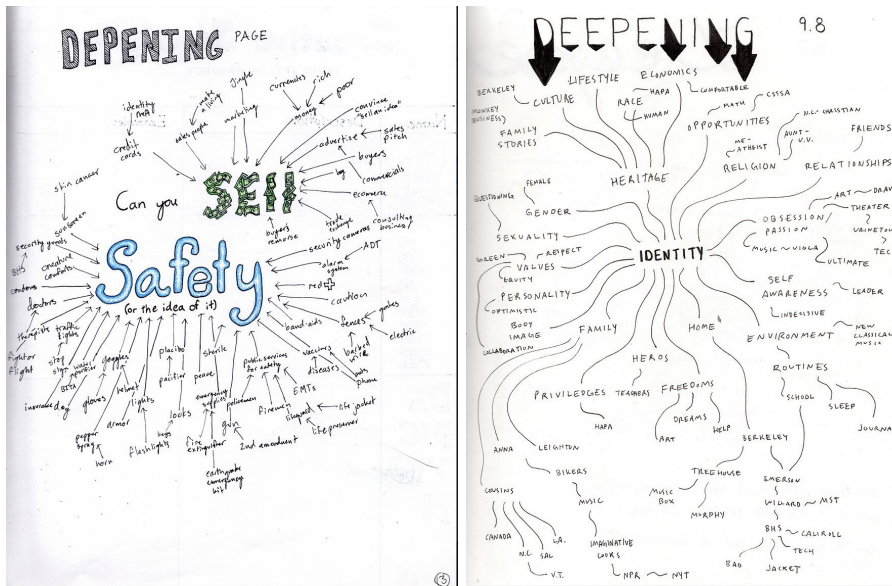
# Subtopics/Deepening Page

## What is a subtopics page?

This page is where you choose one of your curiosities and break it down into subtopics. This page will help frame your entire research cycle.

## Objectives

- Students will investigate their topic further to find their final subtopic
- Making new connections to their subtopic
- Determining theme of your investigation



## Guiding Questions

- What interests you about this topic?
- What inspires you about this topic?
- What is the most important part of your topic?

## Sentence Frames

- One crucial part to my topic is \_\_\_\_\_.
- My topic can be broken down into \_\_\_\_\_.
- When I hear my topic, I think of \_\_\_\_\_.




# Research/DACRP Page

## What is a research page?

This is the page where you investigate your subtopic. You could research anything from materials to artists, or it could be where you record an interview with an expert.

## Objectives

- Preparing to create your art by understanding everything to do with your subtopic



## Guiding Questions

- What do you need to research about your topic in order to create art about it?
- What confuses you about your topic?
- Is there a material you don't know how to use?

## Sentence Frames

- \_\_\_\_\_ originates from \_\_\_\_\_.
- The first known use of \_\_\_\_\_ was for \_\_\_\_\_.
- Techniques for working with \_\_\_\_\_ are \_\_\_\_\_.
- The benefits/drawbacks of the materials are \_\_\_\_\_.
- One artist that uses this material is \_\_\_\_\_, and they do this by \_\_\_\_\_.
- An interdisciplinary connection to my subtopic is \_\_\_\_\_.
- One uses this material by \_\_\_\_\_.
- A useful tip when working with this material is \_\_\_\_\_.

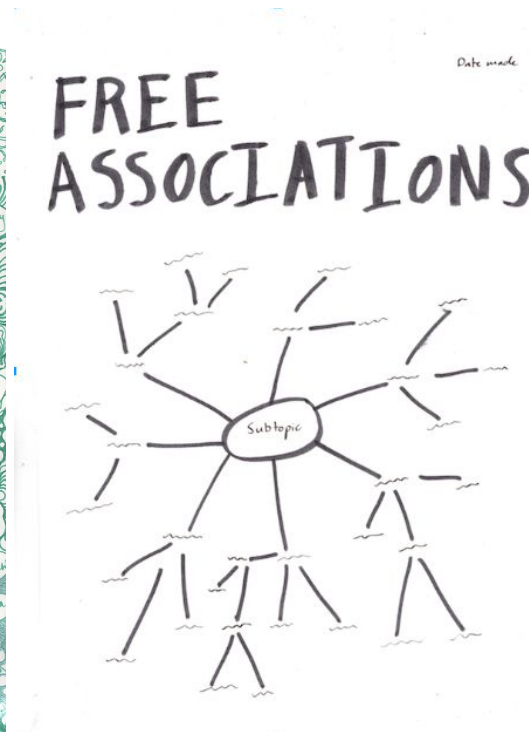
# Free Association Page

## What is a Free Association page?

This page is where you choose one subtopic from your subtopic page and brainstorm all possible associations with this subtopic. For example, colors, feelings, textures, smells, sounds are all possible connection for the subtopic. This page will help give you a better idea of what you want to create around this subtopic.

## Objectives

- Understanding your topic more
- Getting an idea of what elements you want to add to your art



## Guiding Questions

- How does your topic make you feel?
- What does your subtopic remind you of?

## Sentence Frames

- When I hear my subtopic, I think of \_\_\_\_\_.
- Feelings I associate with my subtopic are \_\_\_\_\_.
- Materials I associate with my subtopic are \_\_\_\_\_.
- Textures/tastes/sounds/smells I associate with my subtopic are \_\_\_\_\_.

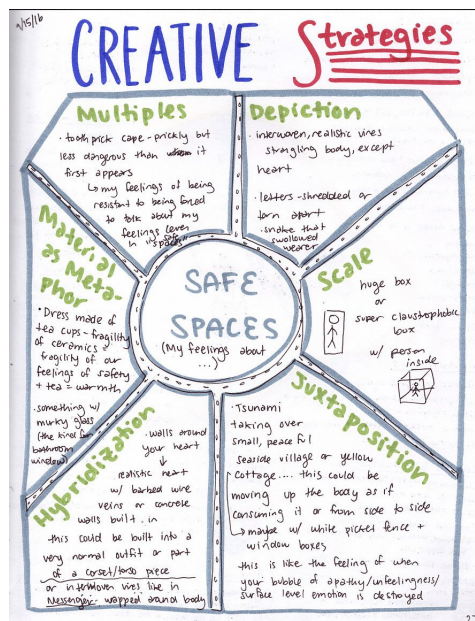
# Creative Strategies Page

## What is a Creative Strategies page?

This page will help you to clearly communicate your subtopic by giving you specific artistic strategies. Using 5 different strategies, you will come up with 5 different project ideas that will fulfill your subtopic. Creative strategies include material as metaphor, hybridization, replication, scale, juxtaposition, mimicry, intervention, interactivity, reformatting, miniatures, and time.

## Objectives

- Brainstorming different ways to communicate your subtopic
- Learning intentional strategies to depict your subtopic



## Guiding Questions

- What are ways in which I can communicate my subtopic?

## Sentence Frames

- One thing essential to communicate my topic is \_\_\_\_\_.
- I want to use \_\_\_\_\_ method to communicate my subtopic through my art.
- Within my art, I want to compare \_\_\_\_\_.
- I can blend \_\_\_\_\_ and \_\_\_\_\_ to communicate subtopic.


# Process Critique Notes

## What are process critique notes?

Here you will write notes from your process critiques with idea or suggestions as to how to help your classmates.

## Objectives

- Get constructive criticism from your peers
- Problem solve issues you are having
- Build team working skills



## Guiding Questions

- Have I communicated my subtopic clearly?
- What is missing from your research?
- How is your artwork coming together?
- What solutions do you have to solve problems you encounter?

## Sentence Frames/Questions

- I need help with \_\_\_\_\_.
- One thing I don't know what to do with \_\_\_\_\_.
- What should I do next with \_\_\_\_\_?



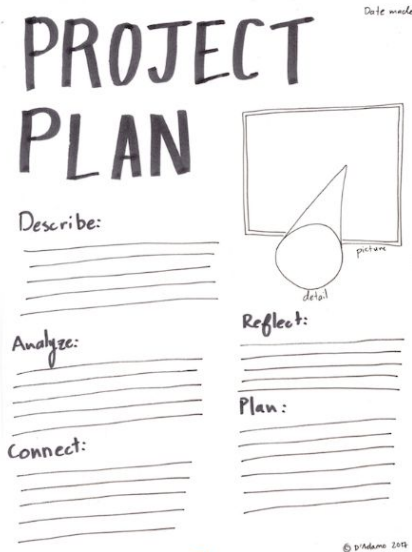
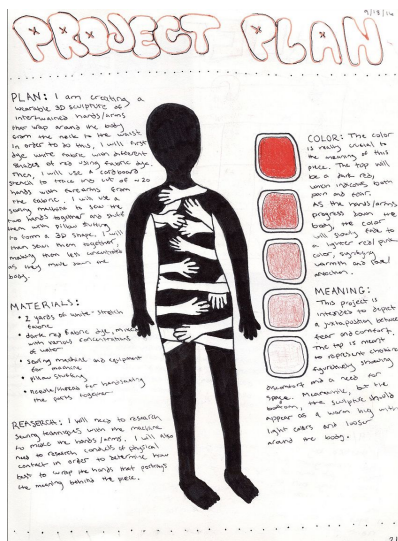

# Project Plan/DACRP Page

## What is a project plan?

This is where you will clarify your final project idea by giving a description, justification, research plan, sketch, materials and timeline for completion.

## Objectives

- Effectively communicate your ideas
- Describe, analyze, connect, research and plan how you will carry out your project



## Guiding Questions

- How would you describe your project?
- What materials do you need?
- What is the timeline?
- What do you need to research?

## Sentence Frames

- My project's concept is \_\_\_\_\_.
- Materials I am using are \_\_\_\_\_.
- I would describe my project by \_\_\_\_\_.
- A justification of my project is \_\_\_\_\_.
- The timeline of my project is \_\_\_\_\_.
- Things I need to research are \_\_\_\_\_.

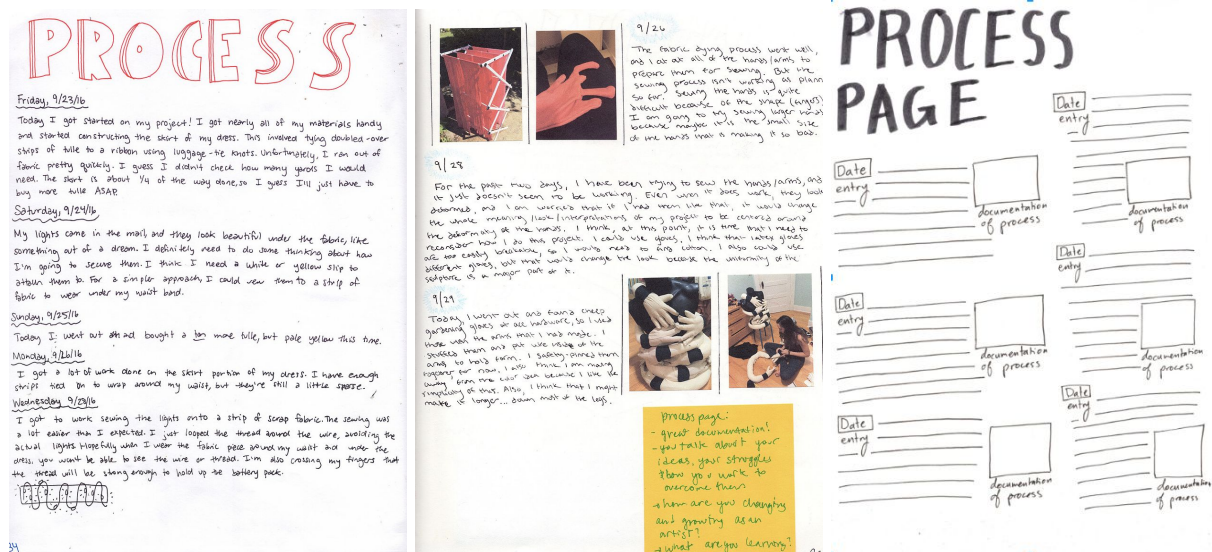
# Process Journal

## What is a process journal?

This page is where you will document your artistic process. Here you will write down any struggles, realizations and thoughts as your project progresses. Throughout one research cycle, you should do at least three of these in your workbook. You should also take photos of yourself in the process of making art in order to document your entire process.

## Objectives

- Document your process using drawings or pictures
- Reflect on concerns about your piece and research
- Explore how your artistic voice is changing as you make art and do research
- Document materials



## Guiding Questions

- How is your research shifting the way your project unfolds?
- What you learning about how your materials work?
- How is your understanding changing during the process?
- What is/isn't working?
- How is the artwork coming together?
- How is the process impacting your artistic goals and voice?

## Sentence Frames

- I have struggled with \_\_\_\_\_.
- I worked on \_\_\_\_\_ today.
- I fixed \_\_\_\_\_ by \_\_\_\_\_.
- My art has evolved by \_\_\_\_\_.
- I have grown as an artist by \_\_\_\_\_.
- I learned \_\_\_\_\_.

# Synthesis Page(s)

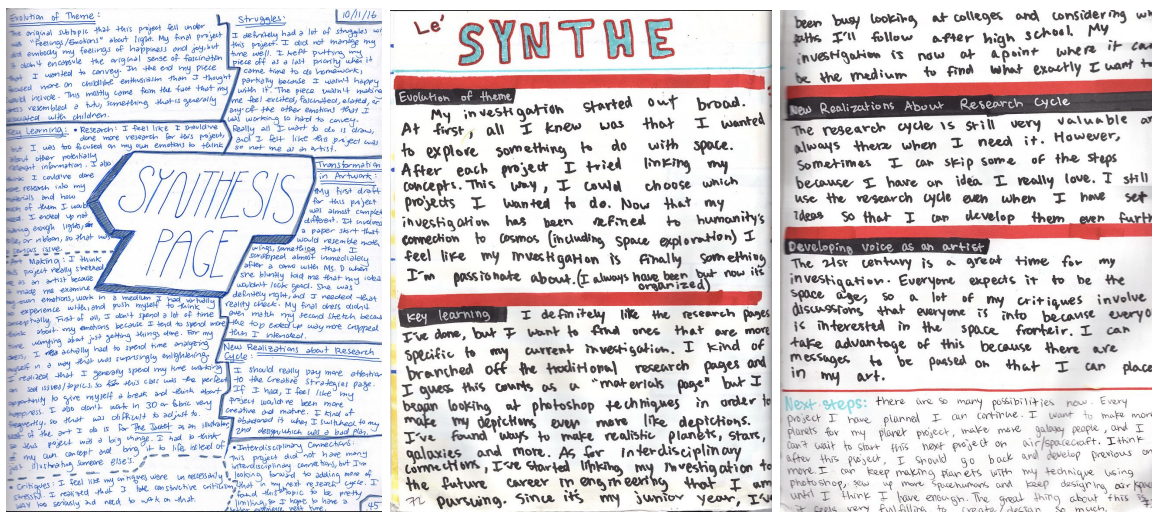
## What is a synthesis page?

Probably the most important stage of your learning, this is the final page in the research cycle.

Ideally, it will take up two pages, including pictures, sketches, and writing. In this page, you will reflect deeply on your process. Review how the project impacted you and let you grow.

## Objectives

- Looking back on what you've done so far in the project
- Coming to new conclusions from thinking/research
- Making new connections in your research
- Thinking of how old art can transform new art
- Reflecting on your growth as an artist and learner



## Guiding Questions

- What was my initial goal?
- What did I learn along the way?
- Has this changed me as an artist/thinker?
- What do I want to explore next?

## Sentence Frames

- My theme has evolved by \_\_\_\_\_.
- I learned \_\_\_\_\_ about the research process.
- Research critical to my work was \_\_\_\_\_.
- Interdisciplinary connections to my art include \_\_\_\_\_.
- I struggled with \_\_\_\_\_.
- My artwork transformed by \_\_\_\_\_.
- My work developed my voice as an artist by \_\_\_\_\_.